



National Medicinal Plants Board

Ministry of AYUSH, Government of India





Post-Harvest Management for Medicinal Plants

Do's


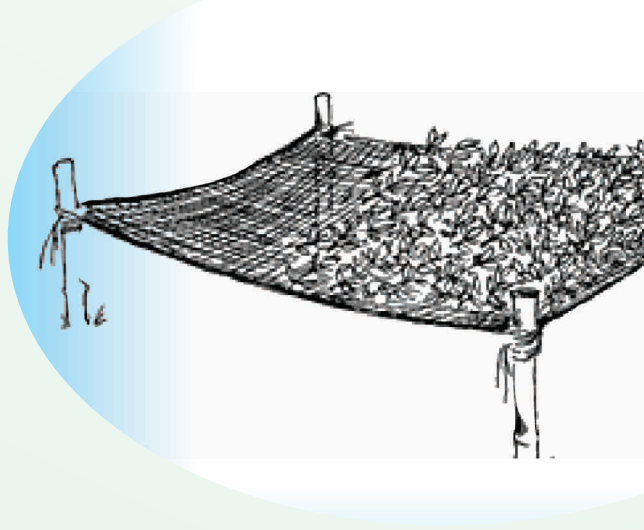

Don't's

Post-Harvest Processing

- ✓ Transport harvested material quickly to processing site/unit in clean vehicle 
- ✓ Keep different plant parts separately during transportation
- ✓ Protect harvested material from heat and rain during transportation
- ✓ Use clean cemented floor or good tarpaulin sheet for laying out the harvested material 
- ✓ Remove all weeds and other foreign matter

- ✗ Do Not transport bags along with pesticides, fertilizers 
- ✗ Do Not select a processing site/unit at a long distance from the place of harvest
- ✗ Do Not handle medicinal plant material if you have wounds or infectious disease 

Washing & Drying

- ✓ Wash the harvested material in clean water 
- ✓ Clean mud properly from roots and rhizomes
- ✓ Drain the water off the herbs before drying 
- ✓ Raise the harvested plant parts off the ground 
- ✓ Create airflow over the plant material
- ✓ Dry plant parts in suitable temperature, for suitable duration and suitable conditions (shade /solar/air drying etc.)
- ✓ Protect harvested material from dust, insect, animals, birds and rain etc. 

- ✗ Do Not use contaminated water for washing
- ✗ Do Not wash seeds and delicate flowers 
- ✗ Do Not place washed material on dirty surface
- ✗ Do Not dry herbs in direct sunlight 
- ✗ Do Not lay herbs out in a thick layer
- ✗ Do Not place wet herbs in the dryer



National Medicinal Plants Board

Ministry of AYUSH, Government of India



Post-Harvest Management for Medicinal Plants

Do's

Don't's

Sorting & Grading


- ✓ Remove all substandard material & other foreign matter



- ✓ Separate the plant parts into different grades, according to their size and quality

- ✗ Do Not walk on the plant parts while sorting

- ✗ Do Not handle medicinal plant material if you have wounds or infectious disease



Packing & Storage

- ✓ Pack the material into good quality clean & dry bags

- ✓ Store harvested material in a clean and dry room

- ✓ Raise the bag off the ground & keep them away from the wall




- ✓ Label the bags/containers clearly



- ✓ Keep different species separately

- ✗ Do Not use fertilizers/pesticide bags for storage

- ✗ Do Not pack herbs unless they are completely dry



- ✗ Do Not store harvested material in a dirty, damp room



- ✗ Do Not use rat poison as this causes contamination

- ✗ Do Not stack the bags so high that the material in the lower bags get damaged

Documentation

- ✓ Maintain a record of all processing activities

- ✓ Put label or tag on the bags/containers



- ✓ Records location, date, time & batch number of harvested material



- ✗ Do Not forget to take a pen, diary and labels etc. while going for harvesting

- ✗ Do Not forget to put labels on the harvested material